



**IFCHOR  
GALBRAITHS**

# AGRI 360°

*Focus on Soybean, Corn, Wheat, Soymeal & Barley Trade*

**2025/2026**

Sample



# Table Of Contents (I)

To jump to a specific section, press ● To go back to table of contents press



## Executive Summary

- Global Key Facts
- Ton-Miles
- Trade Flows
- Soybean
- Corn
- Soymeal
- Wheat
- Barley

## Brazil

- Key Facts
- Seaborne Exports
- Destinations
- Vessel Segment
- Commodities
- Production
- Focus on Soybean
- Focus on Corn
- Focus on Soymeal
- Focus on Wheat
- Ports
- Shippers

## Argentina

- Key Facts
- Seaborne Exports
- Destinations
- Vessel Segment
- Commodities
- Production
- Focus on Corn
- Focus on Soymeal
- Focus on Wheat
- Focus on Soybean
- Ports
- Shippers

## United States

- Key Facts
- Seaborne Exports
- Destinations
- Vessel Segment
- Commodities
- Production
- Focus on Soybean
- Focus on Corn
- Focus on Wheat
- Focus on Soymeal
- Ports

# Table Of Contents (II)

To jump to a specific section, press ● to go back to table of contents press



## Russia

- Key Facts
- Seaborne Exports
- Destinations
- Vessel Segment
- Commodities
- Production
- Focus on Wheat
- Focus on Corn
- Focus on Barley
- Ports

## Ukraine

- Key Facts
- Seaborne Exports
- Destinations
- Vessel Segment
- Commodities
- Production
- Focus on Corn
- Focus on Wheat
- Focus on Barley
- Ports

## Australia

- Key Facts
- Seaborne Exports
- Destinations
- Vessel Segment
- Commodities
- Production
- Focus on Wheat
- Focus on Barley
- Ports

## Canada

- Key Facts
- Seaborne Exports
- Destinations
- Vessel Segment
- Commodities
- Production
- Focus on Wheat
- Focus on Soybean
- Focus on Corn
- Focus on Barley
- Ports

# Table Of Contents (III)

To jump to a specific section, press ● To go back to table of contents press



## France

- Key Facts
- Seaborne Exports
- Destinations
- Vessel Segment
- Commodities
- Production
- Focus on Wheat
- Focus on Barley
- Ports

## Romania

- Key Facts
- Seaborne Exports
- Destinations
- Vessel Segment
- Commodities
- Production
- Focus on Wheat
- Focus on Corn
- Focus on Barley
- Ports

## Bulgaria

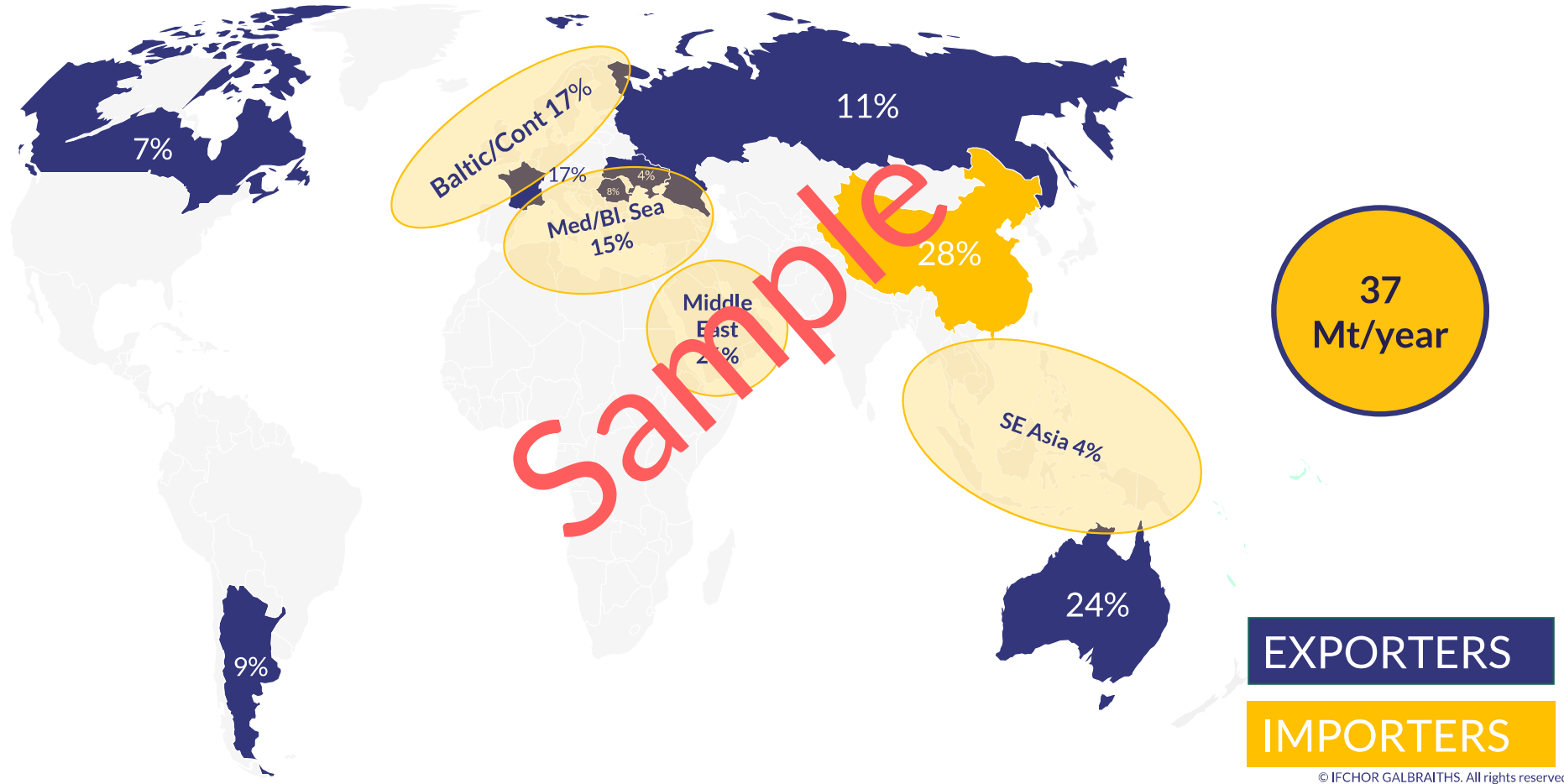
- Key Facts
- Seaborne Exports
- Destinations
- Vessel Segment
- Commodities
- Production
- Focus on Wheat
- Focus on Corn
- Ports

# Main Exporters & Importers - Barley

Market Share & Trade Volume 2025



INDEX



# France Agri Exports – Key Facts

Wheat, Barley



Unfavorable weather sent **2025** wheat & barley production to historical lows. Recovering in 2026.



Ranking as France's #1 agri port, **Rouen** handled **54%** of total agri exports in 2025



Exports touched **3-year** high at **12.8Mt** in **2025** & expected to improve in 2026.



**Handysize** remained the preferred vessel size with **51%** of total shipments.



**West Africa** ranked #1 destination receiving **36%** of volumes, followed by **Baltic/Cont.** at **23%**. **Far East**, traditionally #2, dropped to **5%**!



France ranks **World's #2** barley exporter & **#7** for wheat

# Romania Strengthening As A Grain-Hub

Wheat, Corn, Barley



## Romania Seaborne Agri Exports [Mt]



Source: IFCHOR.GALBRAITHS Research & Advisory, AIS Data

- Romania's agriculture is consolidating: **90% of farms are under 5ha, while less than 1% control over half of farmland (OECD)**. Despite this imbalance, output and farm incomes have risen steadily over the past 20 years.
- Black Sea and Danube access made it a key route for **Ukrainian grain** after the invasion, with about 11Mt transiting the country in 2022-23 before volumes partially shifted back to Ukrainian ports with military corridor from Aug'23 onwards. **Agri shipments in 2025 reverted to pre-war level at 15.5Mt.**
- **Better export prospects for 2026** as wheat and barley enjoyed good winter moisture and crop protection from snow cover and are expected to deliver record crops. Corn remains the more weather-sensitive crop after several drought-affected years.
- **Constanta** continues to strengthen as a regional grain hub. **Storage capacity is being expanded from 110,000t to 180,000t, while COFCO has launched a barge network linking inland silos directly to the port and moving more than 2Mt/y grains.**
- **China** set to become a strategic partner. A **5-year agricultural cooperation agreement signed in Mar'26** aims to boost agri-food exports, investment, processing capacity and technology transfer. Romania's government is explicitly pushing to move beyond exporting raw commodities and develop more value-added agricultural exports.

# Australia Agri Production & Seaborne Exports

## Wheat, Barley Production (2025)

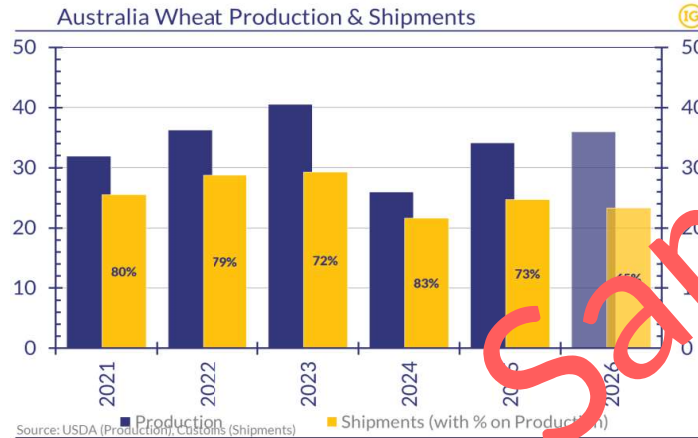


### Production

**2025**   **2026 fct**  
 34Mt   36Mt  
 +31% YoY   +6% YoY

### Exports

**2025**   **2026 fct**  
 24.7Mt   23.3Mt  
 +14% YoY   -6% YoY

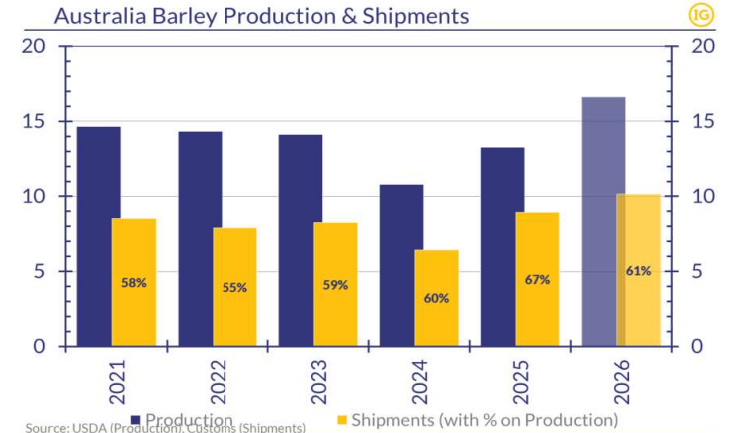


### Production

**2025**   **2026 fct**  
 13Mt   16Mt  
 +23% YoY   +23% YoY

### Exports

**2025**   **2026 fct**  
 9Mt   10Mt  
 +39% YoY   +13% YoY

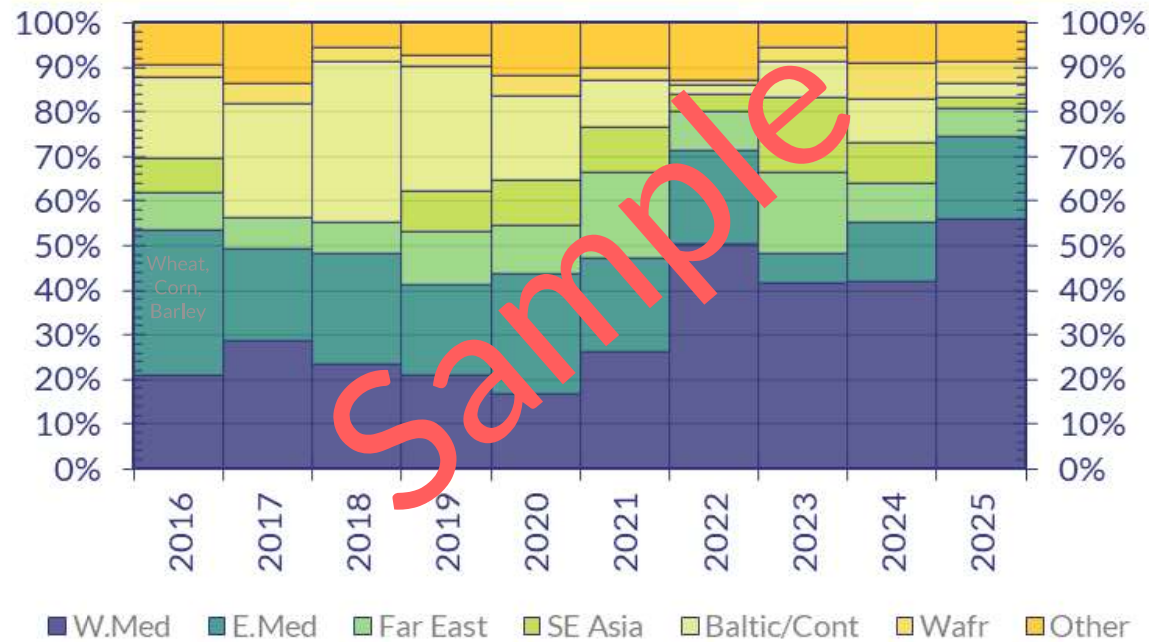


# Bulgaria Agri Exports: Main Destinations

Wheat, Corn, Barley



## Bulgaria Agri Exports Destinations



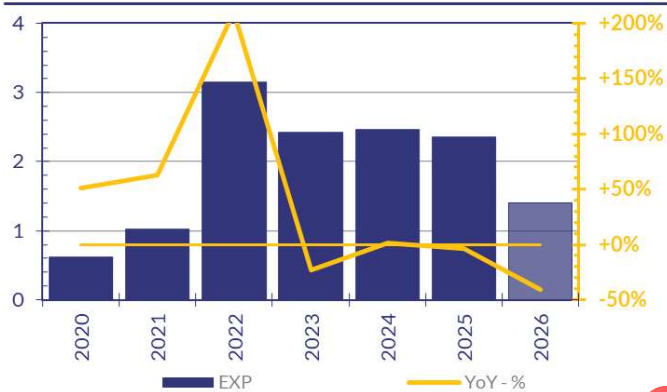
Source: AIS Data

# Focus On Brazil Wheat Seaborne Exports

Volumes, Seasonality, Destinations, Sizes

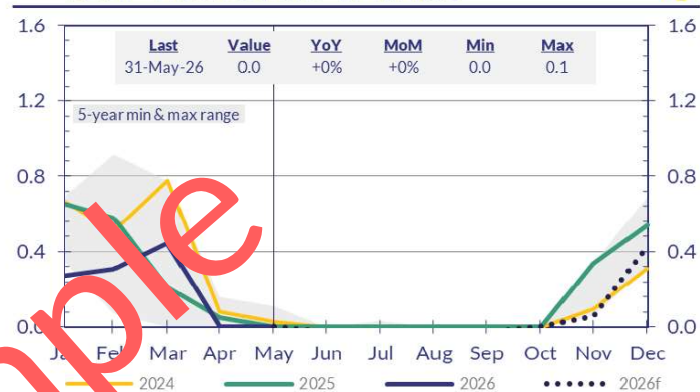


**F1** Brazil Seaborne Wheat Exports [Mt]



Source: IFCHOR GALBRAITHS Research & Advisory, AIS Data

**F2** Brazil - Wheat Exports - [ Mt/Mth ]



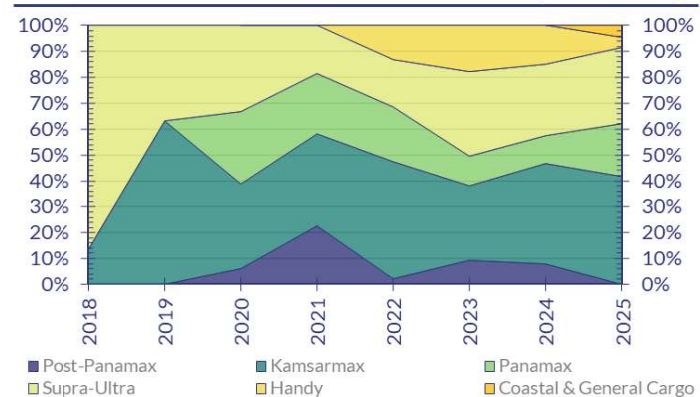
Source: IFCHOR GALBRAITHS Research

**F3** Brazil Wheat Exports Destinations



Source: AIS Data

**F4** Vessel sizes involved in Brazil Wheat Exports



Source: AIS Data

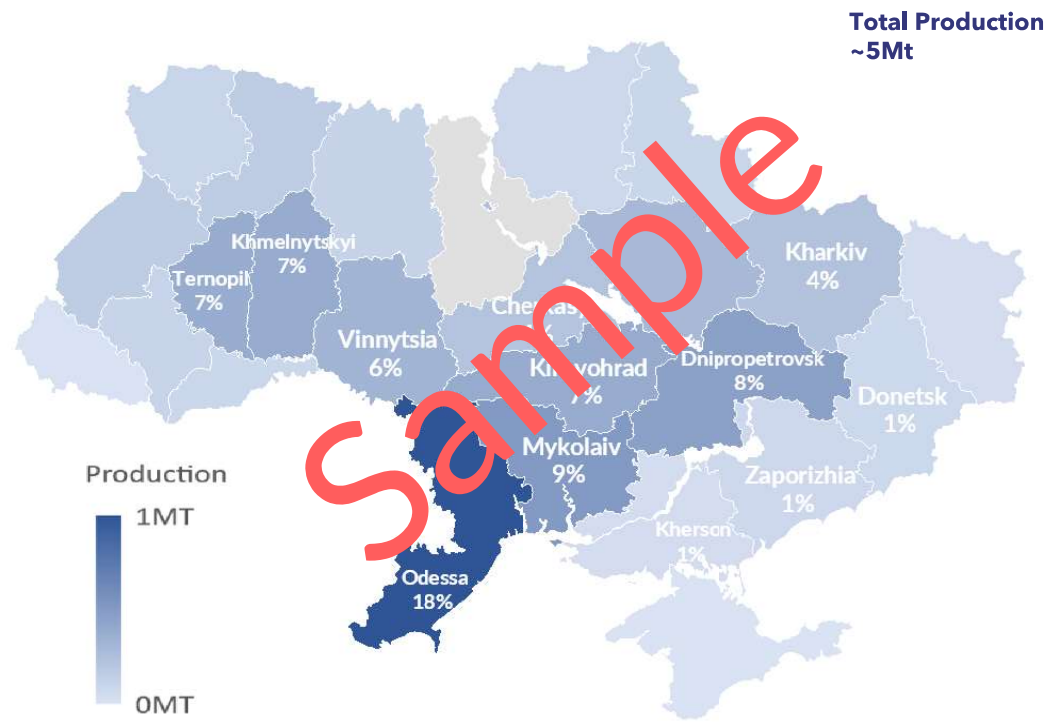
© IFCHOR GALBRAITHS. All rights reserved.

# Ukraine Producing Regions

Barley, 2022-24 average



Barley Production by Areas [2022-24 avg.]

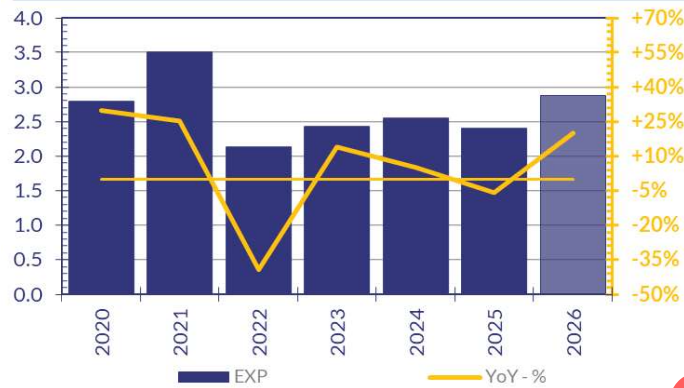


# Focus On Canada Barley Seaborne Exports

Volumes, Seasonality, Destinations, Sizes

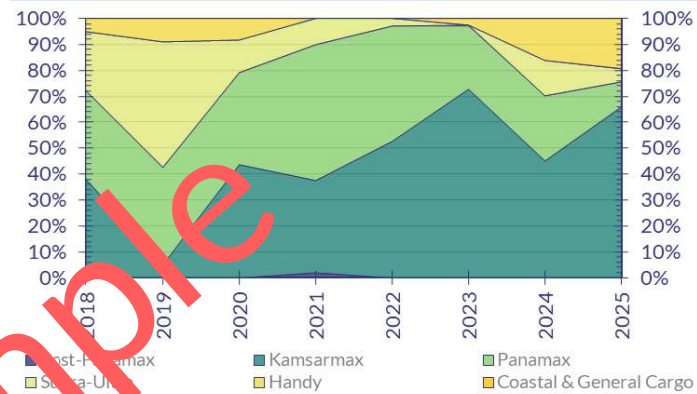


**F1** Canada Seaborne Barley Exports [Mt] IG



Source: IFCHOR GALBRAITHS Research & Advisory, AIS Data

**F2** Vessel sizes involved in Canada Barley Exports IG



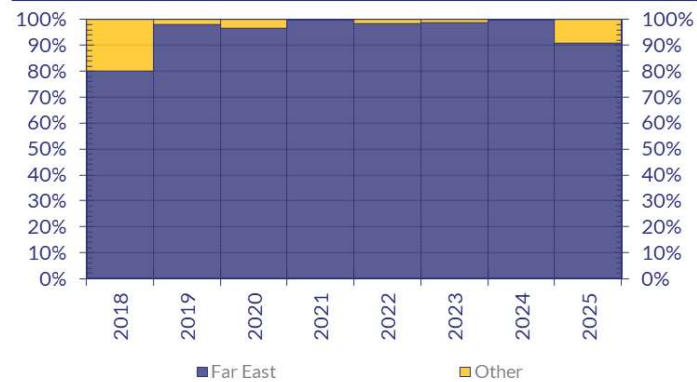
Source: AIS Data

**F3** Canada - Barley Exports - [Mt/Mth] IG



Source: IFCHOR GALBRAITHS Research

**F4** Canada Barley Exports Destinations IG



Source: AIS Data

# France Agri Production & Seaborne Exports

## Wheat, Barley Production (2025)



### Production

**2025** 27Mt  
-26% YoY

**2026 fct** 34Mt  
+29% YoY

### Exports

**2025** 8.5Mt  
-7% YoY

**2026 fct** 11Mt  
+29% YoY



### Production

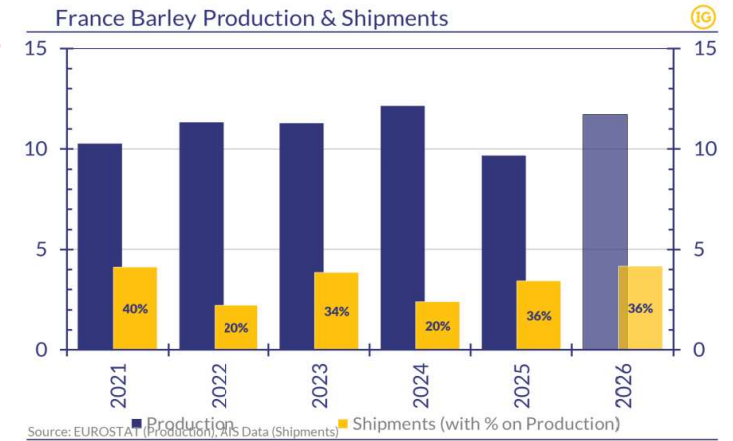
**2025** 10Mt  
+20% YoY

**2026 fct** 12Mt  
+21% YoY

### Exports

**2025** 3Mt  
+43% YoY

**2026 fct** 4Mt  
+21% YoY



# Main French Ports (2)

## History of Volumes



France Main Grain Ports [ Mt ]



Source: AIS Data, IFCHOR GALBRAITHS Research & Advisory

This report has been prepared by the research desk of IFCHOR GALBRAITHS and addressed to IFCHOR GALBRAITHS clients for informational purposes only and their sole discretionary use.

Any information and data contained in this report has been gathered from multiple public and private sources, including proprietary data. While every care has been taken to ensure that the information and data in this report is accurate and up-to-date, IFCHOR GALBRAITHS can accept no responsibility whatsoever for any errors or omissions or revisions or any consequences arising therefrom.

Any views expressed, forward-looking or other, are those of the IFCHOR GALBRAITHS research desk and do not necessarily reflect the views of any other IFCHOR GALBRAITHS desks or associated companies.

This report should not be construed as an offer or solicitation to trade or make any investment and necessarily involves known and unknown variables and risks.

IFCHOR GALBRAITHS assumes no responsibility nor liability for any loss incurred in any way whatsoever by any person or company who make seek to rely on the information contained herein.

This report may not be reproduced or redistributed, in whole or part, without the prior written permission of IFCHOR GALBRAITHS. Any proprietary data contained herein is the intellectual property of IFCHOR GALBRAITHS and the IFCHOR GALBRAITHS logo are trademarks of IFCHOR GALBRAITHS.



# IFCHOR GALBRAITHS

[www.IfchorGalbraiths.com](http://www.IfchorGalbraiths.com)

[Info@IfchorGalbraiths.com](mailto:Info@IfchorGalbraiths.com)



LAUSANNE  
+41 21 310 31 31



LONDON  
+44 20 7378 6363



DUBAI  
+971 4 770 6939



SINGAPORE  
+65 6908 1856



ATHENS  
+30 210 6859799



BEIJING  
+86 10 6448 2478



BERGEN  
+47 56 99 50 00



COPENHAGEN  
+45 69 15 31 95



GENEVA  
+41 58 411 31 44



GENOA  
+39 010 5959 201



HAUGESUND  
+47 21 41 46 90



HOUSTON  
+1 713-554-0240



MELBOURNE  
+61 410 668 506



MONACO  
+377 9798 0090



MUMBAI  
+91 75969 14999



NEW DELHI  
+91 11 2808 1980



NEW YORK  
+1 631-923-1099



SEATTLE  
+1 206-538-0187



SEOUL\*  
+82 10 9039 1542



SHANGHAI  
+86 21 6888 0845



TOKYO  
+81 90 6523 8724



VANCOUVER  
+1 778-960-4159



ZUG  
+41 58 411 31 57

\* operates as representative office